



(<https://www.celli.it/en/>)

# GEMINI

## Multi-purpose reversible side-shift mulcher

HP 60-100 KW 44-74

[More information / Download PDF](#)



(<https://www.celli.it/wp-content/uploads/2008/11/rear-view-4-800x600.jpg>)



(<https://www.celli.it/wp-content/uploads/2008/11/rear-cover-with-rubber-strip-800x600.jpg>)



(<https://www.celli.it/wp-content/uploads/2008/11/hammers-rotor-800x600.jpg>)



(<https://www.celli.it/wp-content/uploads/2008/11/attacco-frontale-800x600.jpg>)



(<https://www.celli.it/wp-content/uploads/2008/11/applicazione-verde-pubblico-800x600.jpg>)



(<https://www.celli.it/wp-content/uploads/2008/11/applicazione-set-aside-800x600.jpg>)



(<https://www.celli.it/wp-content/uploads/2008/11/top-hitch-reversible-800x600.jpg>)



**NOTE: Wheels and side-skids on request**

(<https://www.celli.it/en/>)

Suitable for set-aside fields, grass, shrubs and wood (Ø 7-8 cm)

## Technical specifications and standard equipment

- maximum horsepower: 100 HP (73 KW)
- PTO: 540 rpm; 1-speed: 1,890 rpm
- 4 belt transmission
- 3-point hitch cat. 2, front and rear double hitch
- fixed front counter-blades
- removable and replaceable upper counter-blades
- side-shift adjustment (55 cm) with hydraulic ram
- rear cover that can be opened for maintenance operations
- gearbox with double PTO and freewheel safety device
- double box frame
- front safety chains
- rear self-cleaning roller Ø 194 mm
- well-protected rotor and roller supports
- rotor (Ø pipe 203 mm) with flat hammers (see key (<https://www.celli.it/legenda-dei-simboli/>)) (Ø 455 mm – Ø 465 mm)
- resting feet
- drive shaft without safety device


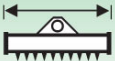





## Optional accessories

- 1-speed for 1000 rpm PTO: 1785 rpm (tip speed 43.5 m/s)
- Side skid kit
- Pair of front wheels
- 3 blades (2 Y shaped + 1 with straight blade) (see key (<https://www.celli.it/legenda-dei-simboli/>))

## Ideal for:

- Working with medium sized tractors
- Mulching grass and shoots
- Mulching shoots and cutting wood
- Mulching stalks and plant residue
- Cultivating around trees in vineyards and orchards
- Cutting grass

**Symbol key** (<https://www.celli.it/en/symbol-key/>)

 ( <a href="https://www.celli.it/en/">https://www.celli.it/en/</a> )						
	cm	cm	cm - cm	HP / KW	Kg	Nr.
<b>220</b>	236	220	147 - 89 92 - 144	60/44	760	20
<b>250</b>	266	250	161 - 105 106 - 160	70/51	845	22
<b>285</b>	300	284	177 - 123 121 - 179	80/59	935	26
<b>300</b>	316	300	192 - 124 136 - 180	90/66	980	28

Previous

« MIRA (<https://www.celli.it/en/products/mulchers/mira-2/>)

Next

GEMINI/P » (<https://www.celli.it/en/products/mulchers/gemini-p/>)

## Request for information

Fill out the form to ask for information on the product pages

### Information request

**First Name \***

**Last Name \***

**Email \***

**Company \***

**Telephone \***

**Address \***

**City \***

**State/Province \***